

# Padus 6/8

Ventilator

Intelligent experience  
that exceeds your imagination



**huRes**  
Healthcare

**prunus**

Reliable Healthcare Solution Provider of  
OR, ICU and Emergency

# Padus 8

## New Generation Bedside Therapeutic Ventilator

Intelligent Experience  
That Exceeds  
Your Imagination



**360°**  
Alarm Light



**17"**  
Enlarged Touch Screen



**HD**  
Resolution (1920\*1200)



# Padus 8 Features

Crisp, 17" FHD graphical user interface with superior visibility and easy to use intuitive interaction



Precise adaptation to the patients breathing pattern



Support for esophageal and gastric pressure measurements, nebulizer and paramagnetic O<sub>2</sub> sensor



Two optional backup gas cylinder holders

Decision support package with statistics and in-depth graphical and numerical tools



Easily detachable expiration and inspiration parts that support autoclaving

# Patient orientation for breathing with ease

Padus 6 is flexible enough to be applied on different types of patients in different clinical conditions. Numerous advanced technologies were innovated to empower Padus 6 with comprehensive and stable ventilation ability just for free breath of patients.



## Intelligent Ventilation Management

integrated "sequential ventilation" therapeutic scheme covering HFNC, non-invasive and invasive ventilation easily cope with ventilation demands for sub-acute and acute patients.



## Applicable to Neonates with Proximal Sensor & Minimal 2 ml TV

The industry's tidal volume control technology enables accurate control of the tidal volume to be as low as 2 ml with  $\pm (1\text{ml} + 5\% \text{ set value})$  accuracy to make ventilation safer and can be applicable to neonates.



## Patented Flow Support Enhancing Patient-Ventilator Synchronization

under volume controlled modes with Flow Support switched on, when the patient encounters "flow hunger" during inspiration stage, Padus 6 will promptly respond with extra flow compensation for the improvement of patient-ventilator synchronization.



## High Flow Nasal Cannula

HFNC provides patients with high flow oxygen (flow rate up to 60L/min), air and isothermic saturated streams through nasal cannula, which is much more comfortable than traditional NPPV and has become the preferred choice of non-invasive ventilation therapy by many clinicians.

# Multiple decision aids for accurate assessment of ventilation status

Responding to clinical needs, Padus 6 is possessed with multiple intelligent tools for the aids of medical decisions including lung protection strategies and best weaning timing. Padus 6 is designed for clinicians to make medical decisions confidently even in critical conditions.

## Setting optimal PEEP

Quasi-static P-V loop combing with flow as low as 1L/min can provide more precise data. Automatic tracing of the upper and lower inflection points on the P-V curve through intelligent algorithm determines the best PEEP.

## Comprehensive Weaning Tools

Measuring weaning indexes including P0.1, NIF, RSB, PTP WOB and so on to help clinicians quickly estimate spontaneous breathing ability of the patient and find the best weaning timing.

## Stress Index Monitoring

In flow-constant ventilation modes, real-time monitoring of P-T waveform and quantifying into stress index can warn the risk of lung injury and guide the setting of PEEP.

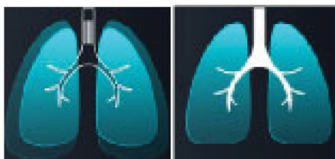
# Intuitive designs for optimal user experience

The compact design of Padus 6 allows a close positioning to the patient bedside, while the fully-adjustable HD screen enables clear monitoring by clinicians from any angle. The humanized UI designs provide not only comprehensive views but also intuitive user experience.



## Humanized UI Design

Human brain processes graphic information 60,000 times faster than text information. Padus 6 shows ventilation status in premonitory waveform with big numeric and dynamic lung view.



## Dynamic Lung View

Dynamic lung view utilizes numerical and graphical displays to show real-time status of resistance and compliance.

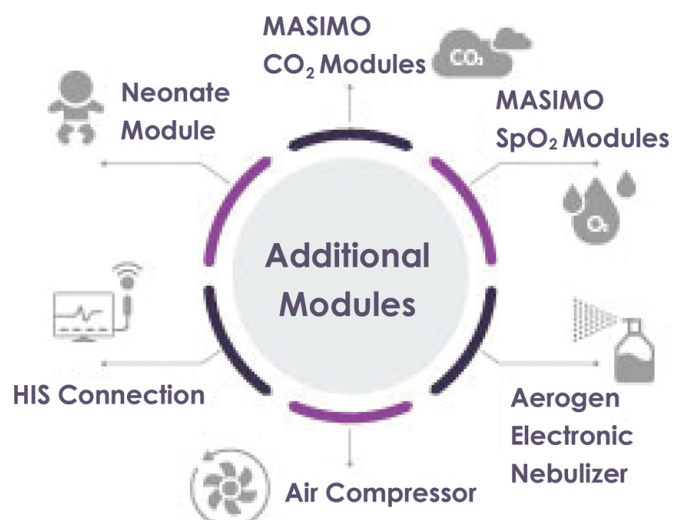


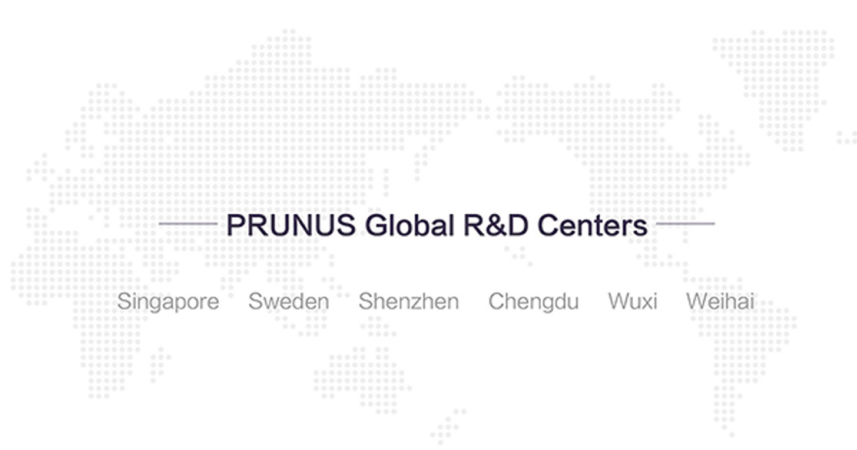
## Visual Guide

The new easy-to-read graphical display enables users to learn quickly on how to use and maintain the machine, therefore reducing operational errors and improving efficiency.

# Flexible configuration schemes for freedom of choice

It is important for a critical-care ventilator to be capable of connecting to other medical devices and the hospital information system to form a concrete monitoring environment for the patients. Padus 6 is strongly expandable through connections to additional modules and technologies.





PRUNUS Global R&D Centers

Singapore Sweden Shenzhen Chengdu Wuxi Weihai



**Regd Address :**

3/332K, Udhayam complex, VGN Nagar, Oil Mill Road, Ayyappanthangal, Chennai, Tamil Nadu - 600056.

+91 9500 685 661 | +91 7604 990 451

hello@hureshealthcare.com

**Office Address :**

1 No. 9/179, Shop No. S1, 5th Street, Madha nager, Maulivakkam, Chennai, Tamil Nadu - 600125

www.hureshealthcare.com